

Instructions for Calibration

Zero-point adjustment of micrometers is rarely needed; your Ultimate Micrometer has been calibrated before leaving the factory. However, if this becomes necessary through normal use, employ the following procedures, using a 3/16" Allen wrench:

1. Loosen aft set screw on rear of anvil assembly (Fig. 1).
2. Align thimble until thimble and barrel are lined up perfectly at 0/0 (Fig. 2).
3. Rotate knurled collet clockwise to lock thimble at 0/0 setting.
4. Carefully retighten aft set screw on anvil assembly (Fig. 4).

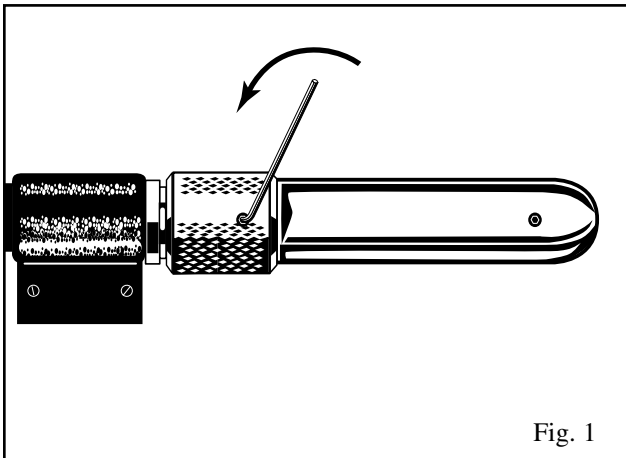


Fig. 1

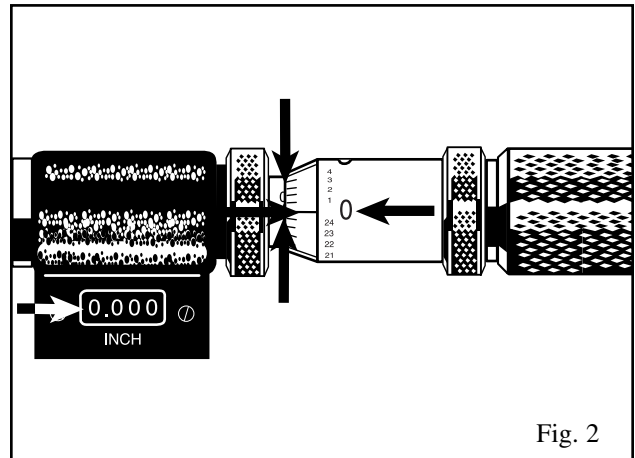


Fig. 2

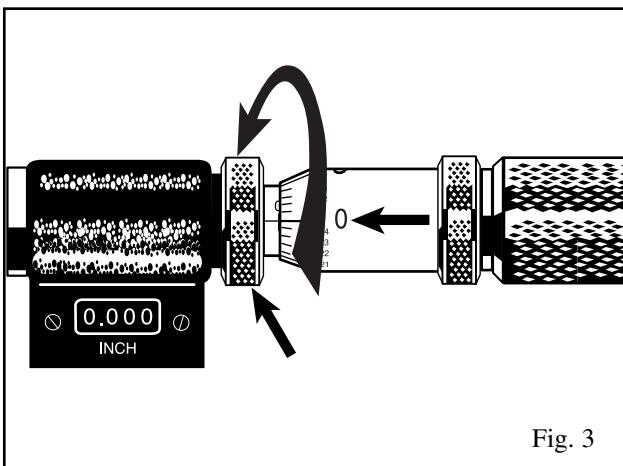


Fig. 3

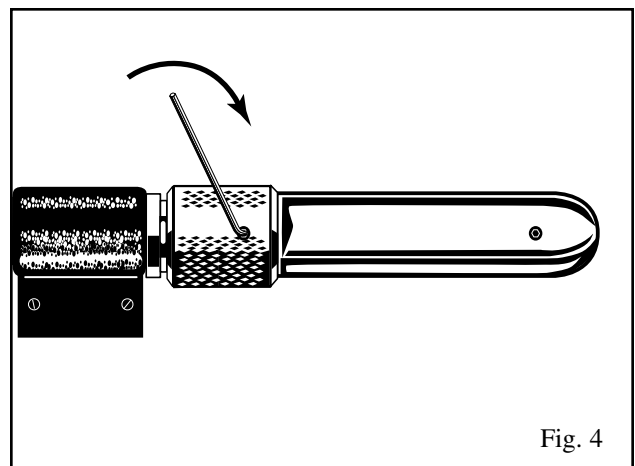


Fig. 4