

# Instructions



## Pharmaceutical Cabinets



(MEDI-KAB 6 pictured)

**MEDI-KAB 3  
MEDI-KAB 6**

### INSTRUCTIONS FOR INSTALLING SHELVES:

1. Lay cabinet down.
2. Note formation of shelf rests. See Fig. 1.
3. Install top shelf by angling the shelf to get it inside the cabinet with the notch facing upper left corner. See Fig. 2.
4. Position bottom of shelf between upper and lower rests and rotate top of shelf forward. See Figs. 3, 4.
5. Follow the same procedure for other shelves.

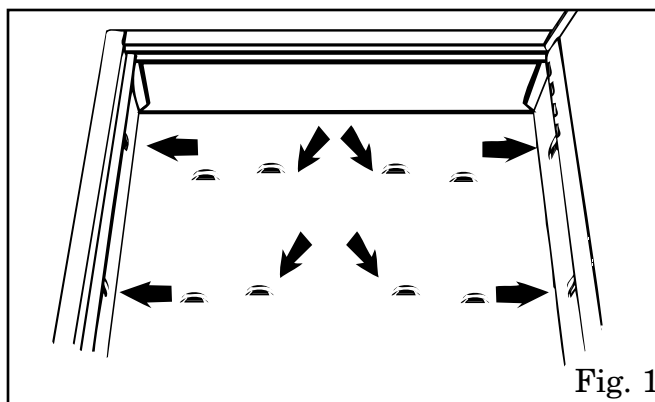


Fig. 1

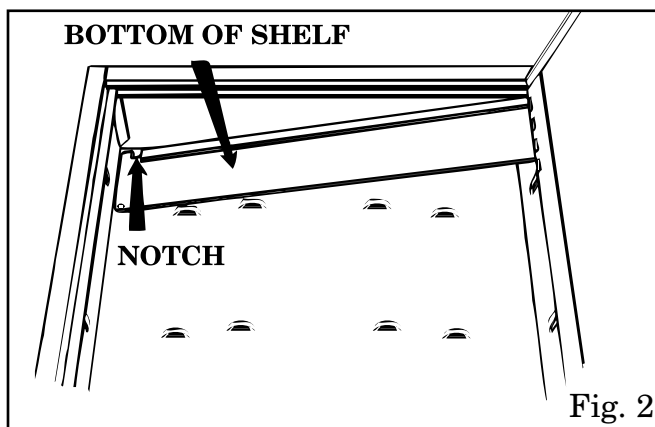


Fig. 2

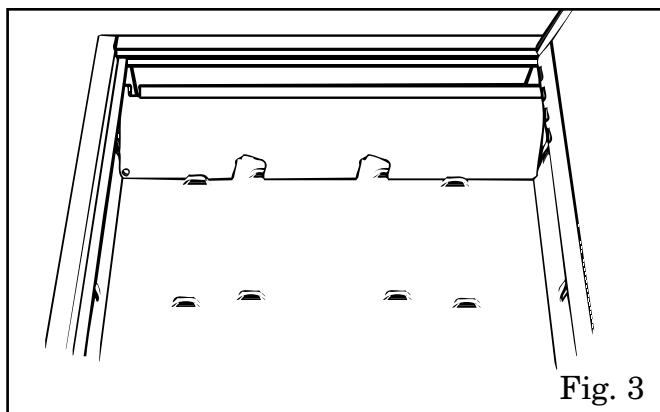


Fig. 3

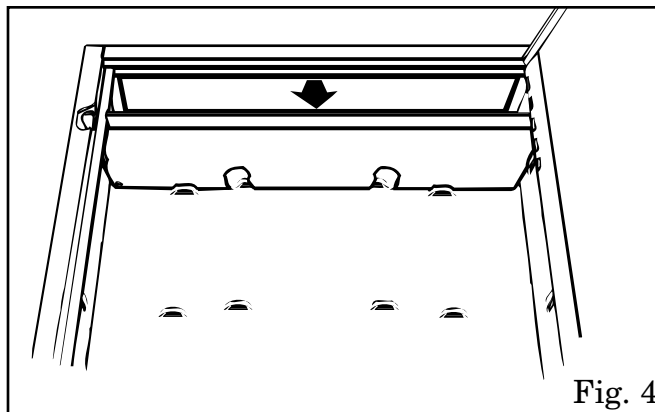


Fig. 4

032200 35T00-229-00